



JOY ORGANICS

CERTIFICATE OF ANALYSIS

PRODUCT NAME: Joy Organics CBD Softgels with Curcumin
PRODUCT STRENGTH: 25 mg CBD / 10 mg Curcumin
LOT NUMBER: T334
BEST BY DATE: 05/21
SOFTGEL LOT NUMBER*: [DR111119GC1](#)

Click on the links to view third-party reports

Physical Attributes

Test	Method	Specification	Results
Color	SOP-100	Bright Red to Pink	PASS
Odor	SOP-100	N/A	PASS
Appearance	SOP-100	Dry, ovoid softgel capsules in container with lid and shrinkband	PASS
Primary Package Eval.	SOP-132	Container clean and free of filth. Container caps tight and shrink bands intact	PASS
Secondary Package Eval.	SOP-132	Labeling Compliance Checked, Cartons sturdy and clean. Sufficient cushion material exists. Box taped at secure.	PASS

Review of Third-Party Analysis

Panel	Method	Specification	Results*	Pass/Fail
Potency - Total CBD	SOP-111	23.75-31.25 mg CBD LOQ**: 10 PPM† (0.001%)	25.8	PASS
Potency - D9-THC	SOP-111	None Detected LOQ: 10 PPM (0.001%)	ND	PASS
FL Compliant Pesticide Panel	SOP-111	Florida State Hemp Program Rule 5B-57.014: Action Limits for Pesticides	ND	PASS
Microbial - Stec E.Coli	SOP-111	Complies with USP 61/62	Below LOQ	PASS
Microbial - Salmonella	SOP-111	Complies with USP 61/62	Below LOQ	PASS
Microbial - Yeast and Mold	SOP-111	Complies with USP 61/62	Below LOQ	PASS
CA Compliant Heavy Metal Panel	SOP-111	Arsenic (As): ≤1.5 PPM Cadmium (Cd): ≤0.5 PPM Mercury (Hg): ≤1.0 PPM Lead (Pb): ≤0.5 PPM	Below LOQ	PASS

* Level of Quantitation, † Parts Per Million

Quality Certified

Darcie Moran

01.02.2020

Darcie Moran
Manager of Quality Assurance

Date

CERTIFICATE OF ANALYSIS

ISO/IEC 17025:2017 ACCREDITATION #103104



Order #: 45333
 Order Name: SG25C-T333
 Batch#: 7
 Received: 01/02/2020
 Completed: 01/08/2020



Microbial Analysis:

Microbial Analysis GSL SOP 406

Uploaded: 01/07/2020 17:34:12

PCR - Agilent AriaMX

Test	Test Method Used	Device Used	LOD	Allowable Criteria	Actual Result	Pass/Fail
STEC E.COLI*	USP 61/62†	ARIAMX PCR	2 COPIES OF DNA	PRESENCE / ABSENT	BELOW LOD	PASS
SALMONELLA*	USP 61/62†	ARIAMX PCR	5 COPIES OF DNA	PRESENCE / ABSENT	BELOW LOD	PASS
ASPERGILLUS	USP 61/62†	ARIAMX PCR	ASP_LOD***	PRESENCE / ABSENT	BELOW LOD	PASS

† USP 61 (enumeration of bacteria TAC, TYM, and ENT/Coliform), USP 62 (identifying specific species E.coli Aspergillus etc)

* STEC and Salmonella run as Multiplex

*** Flavus = 2 Copies of DNA / Fumigatis = 2 Copies of DNA Niger = 20 Copies of DNA / Terrus = 10 copies of DNA

Dr. Andrew Hall, Ph.D., Chief Scientific Officer

Ben Witten, MS, MT., Lab Director


Green Scientific Labs
 info@greenscientificlabs.com
 1-833 TEST CBD



Green Scientific Labs uses its best efforts to deliver high quality results and to verify that the data contained therein are based on sound scientific judgment and levels listed are guidelines only and all data was reported based on standard laboratory procedures and deviations. However Green Scientific Labs makes no warranties or claims to that effect and further shall not be liable for any damage or misrepresentation that may result from the use or misuse of the data contained herein in any way. Further, Green Scientific Labs makes no claims regarding representations of the analyzed sample to the larger batch from which it was taken. Data and information in this report are intended solely for the individual(s) for whom samples were submitted and as part of our strict confidentiality policy, Green Scientific Labs can only discuss results with the original client of record.

Softgel Curcumin

Batch ID:	DR111119GCI	Test ID:	6329435.0060
Reported:	20-Nov-2019	Method:	TM14
Type:	Unit		
Test:	Potency		

CANNABINOID PROFILE


Compound	LOQ (mg)	Result (mg)	Result (mg/g)
Delta 9-Tetrahydrocannabinolic acid (THCA-A)	0.34	0.00	0.0
Delta 9-Tetrahydrocannabinol (Delta 9THC)	0.17	0.00	0.0
Cannabidiolic acid (CBDA)	0.34	0.00	0.0
Cannabidiol (CBD)	0.19	25.80	42.5
Delta 8-Tetrahydrocannabinol (Delta 8THC)	0.18	0.00	0.0
Cannabinolic Acid (CBNA)	0.46	0.00	0.0
Cannabinol (CBN)	0.21	0.00	0.0
Cannabigerolic acid (CBGA)	0.30	0.00	0.0
Cannabigerol (CBG)	0.17	0.00	0.0
Tetrahydrocannabivarinic Acid (THCVA)	0.29	0.00	0.0
Tetrahydrocannabivarin (THCV)	0.15	0.00	0.0
Cannabidivarinic Acid (CBDVA)	0.31	0.00	0.0
Cannabidivarin (CBDV)	0.17	0.30	0.5
Cannabichromenic Acid (CBCA)	0.25	0.00	0.0
Cannabichromene (CBC)	0.31	0.00	0.0
Total Cannabinoids		26.10	43.02
Total Potential THC**		0.00	0.00
Total Potential CBD**		25.80	42.53

NOTES:


of Servings = 1, Sample Weight=0.6067g

N/A

% = % (w/w) = Percent (Weight of Analyte / Weight of Product)


* Total Cannabinoids result reflects the absolute sum of all cannabinoids detected.

** Total Potential THC/CBD is calculated using the following formulas to take into account the loss of a carboxyl group during decarboxylation step.

$$\text{Total THC} = \text{THC} + (\text{THCa} * (0.877)) \text{ and Total CBD} = \text{CBD} + (\text{CBDa} * (0.877))$$
FINAL APPROVAL


Tyler Wiese
20-Nov-2019
4:45 PM

PREPARED BY / DATE



Greg Zimpfer
20-Nov-2019
8:51 PM

APPROVED BY / DATE

Testing results are based solely upon the sample submitted to Botanacor Laboratories, LLC, in the condition it was received. Botanacor Laboratories, LLC warrants that all analytical work is conducted professionally in accordance with all applicable standard laboratory practices using validated methods. Data was generated using an unbroken chain of comparison to NIST traceable Reference Standards and Certified Reference Materials. This report may not be reproduced, except in full, without the written approval of Botanacor Laboratories, LLC. ISO/IEC 17025:2005 Accredited A2LA Certificate Number 4329.02





Customer: My CBD Test
Product identity: DR111119GC1
Client/Metric ID: .
Laboratory ID: 19-013942-0001

Summary

Pesticides:

All analytes passing and less than LOQ.

Metals:

Less than LOQ for all analytes.

Microbiology:

Less than LOQ for all analytes.



Customer: My CBD Test

Product identity: DR111119GC1
Client/Metric ID: .
Sample Date:
Laboratory ID: 19-013942-0001
Relinquished by: Received By Mail
Temp: 21.2 °C

Sample Results

Microbiology								
Analyte	Result	Limits	Units	LOQ	Batch	Analyze	Method	Notes
E.coli	< LOQ		cfu/g	10	1910485	11/20/19	AOAC 991.14 (Petrifilm)	X
Total Coliforms	< LOQ		cfu/g	10	1910485	11/20/19	AOAC 991.14 (Petrifilm)	X
Mold (RAPID Petrifilm)	< LOQ		cfu/g	10	1910486	11/20/19	AOAC 2014.05 (RAPID)	X
Yeast (RAPID Petrifilm)	< LOQ		cfu/g	10	1910486	11/20/19	AOAC 2014.05 (RAPID)	X



Pesticides **Method** AOAC 2007.01 & EN 15662 (mod) **Units** mg/kg **Batch** 1910621 **Analyze** 11/21/19 08:57 AM

Analyte	Result	Limits	LOQ	Status	Notes	Analyte	Result	Limits	LOQ	Status	Notes
Abamectin	< LOQ	0.50	0.250	pass		Acephate	< LOQ	0.40	0.250	pass	
Acequinocyl	< LOQ	2.0	1.00	pass		Acetamiprid	< LOQ	0.20	0.100	pass	
Aldicarb	< LOQ	0.40	0.200	pass		Azoxystrobin	< LOQ	0.20	0.100	pass	
Bifenazate	< LOQ	0.20	0.100	pass		Bifenthrin	< LOQ	0.20	0.100	pass	
Boscalid	< LOQ	0.40	0.200	pass		Carbaryl	< LOQ	0.20	0.100	pass	
Carbofuran	< LOQ	0.20	0.100	pass		Chlorantraniliprole	< LOQ	0.20	0.100	pass	
Chlorfenapyr	< LOQ	1.0	0.500	pass		Chlorpyrifos	< LOQ	0.20	0.100	pass	
Clofentezine	< LOQ	0.20	0.100	pass		Cyfluthrin	< LOQ	1.0	0.500	pass	
Cypermethrin	< LOQ	1.0	0.500	pass		Daminozide	< LOQ	1.0	0.500	pass	
Diazinon	< LOQ	0.20	0.100	pass		Dichlorvos	< LOQ	1.0	0.500	pass	
Dimethoate	< LOQ	0.20	0.100	pass		Ethoprophos	< LOQ	0.20	0.100	pass	
Etofenprox	< LOQ	0.40	0.200	pass		Etoxazole	< LOQ	0.20	0.100	pass	
Fenoxycarb	< LOQ	0.20	0.100	pass		Fenpyroximate	< LOQ	0.40	0.200	pass	
Fipronil	< LOQ	0.40	0.200	pass		Fonicamid	< LOQ	1.0	0.400	pass	
Fludioxonil	< LOQ	0.40	0.200	pass		Hexythiazox	< LOQ	1.0	0.400	pass	
Imazalil	< LOQ	0.20	0.100	pass		Imidacloprid	< LOQ	0.40	0.200	pass	
Kresoxim-methyl	< LOQ	0.40	0.200	pass		Malathion	< LOQ	0.20	0.100	pass	
Metalaxyl	< LOQ	0.20	0.100	pass		Methiocarb	< LOQ	0.20	0.100	pass	
Methomyl	< LOQ	0.40	0.200	pass		MGK-264	< LOQ	0.20	0.100	pass	
Myclobutanil	< LOQ	0.20	0.100	pass		Naled	< LOQ	0.50	0.250	pass	
Oxamyl	< LOQ	1.0	0.500	pass		Paclobutrazole	< LOQ	0.40	0.200	pass	
Parathion-Methyl	< LOQ	0.20	0.200	pass		Permethrin	< LOQ	0.20	0.100	pass	
Phosmet	< LOQ	0.20	0.100	pass		Piperonyl butoxide	< LOQ	2.0	1.00	pass	
Prallethrin	< LOQ	0.20	0.200	pass		Propiconazole	< LOQ	0.40	0.200	pass	
Propoxur	< LOQ	0.20	0.100	pass		Pyrethrin I (total)	< LOQ	1.0	0.500	pass	
Pyridaben	< LOQ	0.20	0.100	pass		Spinosad	< LOQ	0.20	0.100	pass	
Spiromesifen	< LOQ	0.20	0.100	pass		Spirotetramat	< LOQ	0.20	0.100	pass	
Spiroxamine	< LOQ	0.40	0.200	pass		Tebuconazole	< LOQ	0.40	0.200	pass	
Thiacloprid	< LOQ	0.20	0.100	pass		Thiamethoxam	< LOQ	0.20	0.100	pass	
Trifloxystrobin	< LOQ	0.20	0.100	pass							

Metals

Analyte	Result	Limits	Units	LOQ	Batch	Analyze	Method	Notes
Arsenic	< LOQ		mg/kg	0.100	1910609	11/20/19	AOAC 2013.06 (mod.)	X, H
Cadmium	< LOQ		mg/kg	0.100	1910609	11/20/19	AOAC 2013.06 (mod.)	X, H
Lead	< LOQ		mg/kg	0.100	1910609	11/20/19	AOAC 2013.06 (mod.)	X, H
Mercury	< LOQ		mg/kg	0.100	1910609	11/20/19	AOAC 2013.06 (mod.)	X, H

Test results relate only to the parameters tested and to the samples as received by the laboratory. Test results meet all requirements of NELAP and the Pixis quality assurance plan unless otherwise noted. This report shall not be reproduced, except in full, without the written consent of this laboratory. Samples will be retained for a maximum of 30 days from the receipt date unless prior arrangements have been made.



These test results are representative of the individual sample selected and submitted by the client.

Abbreviations

Limits: Action Levels per OAR-333-007-0400, OAR-333-007-0210, OAR-333-007-0220

Limit(s) of Quantitation (LOQ): The minimum levels, concentrations, or quantities of a target variable (e.g., target analyte) that can be reported with a specified degree of confidence.

† = Analyte not NELAP accredited.

Units of Measure

cfu/g = Colony forming units per gram

mg/kg = Milligram per kilogram = parts per million (ppm)

% wt = µg/g divided by 10,000

Glossary of Qualifiers

H: Holding time was exceeded.

X: Not ORELAP accredited.

Approved Signatory

Derrick Tanner
General Manager